




sanger unified
2017 - 2018

LOCAL CONTROL & ACCOUNTABILITY PLAN

WHAT IS LCAP?

The LCAP is an important component of the LCFF. Under the LCFF all LEAs are required to prepare an LCAP, which describes how they intend to meet annual goals for all pupils, with specific activities to address state and local priorities identified pursuant to EC Section 52060(d).

SANGER UNIFIED DISTRICT OVERVIEW

2017-2018
Estimated LCAP Funds **20** SCHOOLS **98%** GRADUATION RATE
 **\$20,150,441**
1,500 EMPLOYEES **12,120** STUDENTS

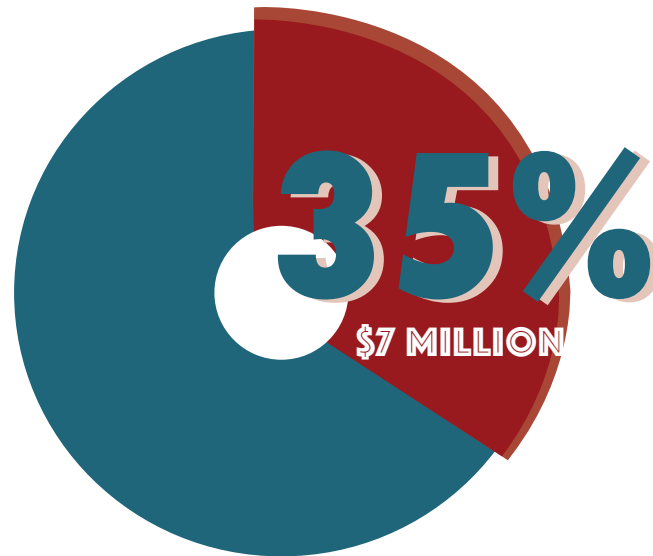
25 students per teacher in K - 3

\$11,310 Spent Per Student Annually


GOAL #1: STUDENT ACHIEVEMENT

The district will provide a high quality educational system to raise the academic achievement of all students.

Standardized Test Performance & Progress	ELA	MATH
	↑ 48% met or exceeded	↑ 40%
CA Dashboard Distance from Level 3	↑ Z\$, !*	↑ Z&&!
↑ Completion of A-G	49%	% of 4-Year Cohort that Completed A-G Requirement
↑ Completion of at Least 1 Year of CTE Course	36 %	% of Cohort that Completed at Least 1 CTE Pathway
↓ Percent of Students who Passed an AP Exam with a 3 or Higher	47%	% of Students Who Passed an AP Exam With a Score of 3 or Higher
↑ College & Career Indicator	54.4% Prepared	
↑ EAP College Readiness Results	college readiness	
	ELA	MATH
	60.2%	32%



ACTIONS AND SERVICES

additional instructional supports for sites
technology
early literacy
college and career readiness
professional learning
enrichment
career technical ed
library media services
class size reduction



SANGER UNIFIED SCHOOL DISTRICT
1905 SEVENTH STREET, SANGER, CA 93657
559.524.6521

www.sanger.k12.ca.us - CDS# 1062514

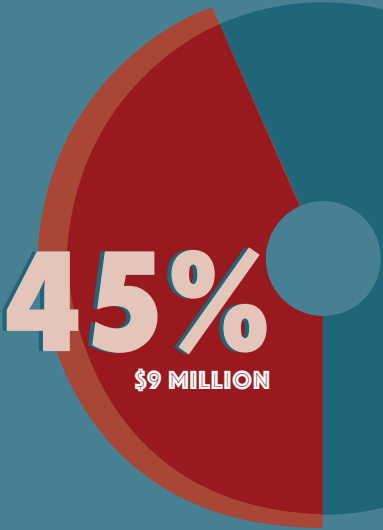
For a detailed look and to download the full LCAP Plan, please visit:
<http://www.sanger.k12.ca.us/susd-lcap-plan>

For more information on the LCFF, visit the California Department of Education at www.cde.ca.gov/fg/aa/lc



GOAL #2: CLOSE THE ACHIEVEMENT GAP

The district will provide a high quality educational system for all students focusing on high academic rigor with a Multi-Tiered System with a focus on narrowing the achievement gap for all Student Groups.



ACTIONS AND SERVICES

- Academic Interventions & Supports
- Social-Emotional Learning & Behavioral Supports
- Additional Instructional Supports
- Technology
- Professional Learning
- Enrichment
- College & Career
- CTE
- Library Media Services

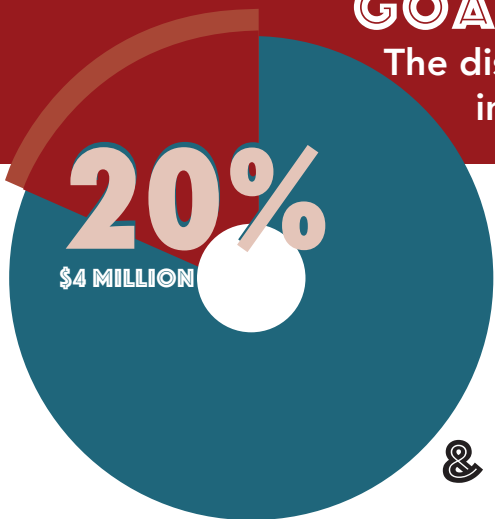


DISTRICT OUTCOMES

- ↑ 296 Reclassified English Learners
- ↑ EL Reclassification Rate 13.4%
- ↑ High School Graduation Rate 98.1%
- ↓ High School Dropout Rate 1.7%

GOAL #3: ENSURE A SAFE ENVIRONMENT

The district will operate with increasing efficiency and effectiveness in all areas of operation promoting a safe school environment.



ACTIONS & SERVICES

- Facilities
- Transportation
- Social-Emotional & Behavioral Services

DISTRICT OUTCOMES

- ↑ Attendance 95.6%
- Chronic Absenteeism 7.8%
- ↓ Suspension Rate 3.4%

District-wide 97.4% Average on Facilities Inspection Tool Results

82% of Parent Surveys were Returned

